



IDSP-75/COVID/2020
STATUS UPDATE ON COVID-19
Imphal, the 22nd June, 2020
6:30 PM – 6:30 PM [21 June - 22 June, 2020]

A. Screening of Truckers (Drivers & Handymen)/Other commuters at Entry Points:

| Sl. No. | Name of screening points | No of persons screened today | | Cumulative no of persons screened till date | No. of persons detected with symptoms (fever & cough/breathing difficulty) | Cumulative number of persons with Symptoms |
|--------------|--------------------------|------------------------------|------------|---|--|--|
| | | Truckers | Commuters | | | |
| 1. | Mao | 368 | 41 | 84,309 | 0 | 0 |
| 2. | Jiribam | 192 | 7 | 20,090 | 0 | 0 |
| 3. | Jiribam (Train) | 0 | 0 | 22,870 | 0 | 0 |
| 4. | Airport-Imphal | 0 | 110 | 1,16,907 | 0 | 0 |
| 5. | Other | 0 | 0 | 32,592 | 0 | 0 |
| Total | | 560 | 158 | 2,76,768 | 0 | 0 |

B. Dedicated screening of drivers & handyman (trucks/gas bullets/oil tankers) at destination/Imphal

| Sl. No. | Screening site | No. screened today | Cumulative | No. with symptoms for the day | Cumulative with symptoms |
|--------------|--|--------------------|---------------|-------------------------------|--------------------------|
| 1. | ISBT (trucks) | 432 | 35,232 | 0 | 3 |
| 2. | YAS Complex, Khuman Lampak (Oil tankers) | 10 | 4,039 | 0 | 2 |
| 3. | Sekmai Gas Plant (Gas bullets) | 0 | 1,594 | 0 | 3 |
| Total | | 442 | 40,865 | 0 | 8 |

C. Status of Persons under Quarantine:

| Type of Quarantine | Number of New persons kept under HQ/GQ/CQ | Cumulative no. of persons under HQ/GQ/CQ | Current no. of persons having completed HQ/GQ/CQ | Cumulative no of persons having completed HQ/GQ/CQ | No of persons currently under HQ/GQ/CQ |
|--|---|--|--|--|--|
| | A | B | C | D | E (B – D) |
| Home Quarantine (Returnees from foreign countries) | 0 | 486 | 0 | 486 | 0 |
| Government Quarantine | 99 | 15,119 | 321 | 10,103 | 5,016 |
| Community Quarantine | 431 | 30,789 | 681 | 16,813 | 13,976 |
| Paid Quarantine | 35 | 1,375 | 43 | 858 | 5517 |

D. COVID-19 Control Room:

| Total Calls attended today | Cumulative no. of calls attended |
|----------------------------|----------------------------------|
| 40 | 17,868 |

E. Laboratory test:

| Sl. No. | VRDL Laboratory | No. of test results received today | Cumulative no of test results received | No. of positive test results | Cumulative no. of positive test results |
|--------------|-----------------|------------------------------------|--|------------------------------|---|
| | | A | B | C | D |
| 1. | RIMS | 1221 | 20,334 | 18 | 433 |
| 2. | JNIMS | 1122 | 17,917 | 39 | 465 |
| 3. | NIV, Pune/GMCH | 0 | 15 | 0 | 0 |
| Total | | 2,343 | 38,286 | 75 | 898 |

S. Shankar

Anthony G.

Altham

F. Status of COVID-19 Positive Cases in COVID Care Facilities:


| Sl. No. | Name of isolation facility | No. of cases admitted today | Cumulative no. of cases admitted | Number of cases discharged today | Cumulative no. of cases discharged | No. of cases currently in Isolation Facility |
|--------------|--------------------------------|-----------------------------|----------------------------------|----------------------------------|------------------------------------|--|
| | A | B | C | D | E | F (C-E) |
| 1. | RIMS | 0 | 174 | 0 | 144 | 30 |
| 2. | JNIMS | 34 | 289 | 0 | 106 | 183 |
| 3. | DH Bishnupur | 0 | 33 | 0 | 0 | 33 |
| 4. | UNACCO | 23 | 332 | 0 | 0 | 332 |
| 5. | Quarantine Centers (Districts) | 0 | 70 | 0 | 0 | 70 |
| Total | | 57 | 898 | 0 | 250 | 648 |

G. District wise distribution of COVID-19 Positive cases:


| Sl. No. | District | Positive cases | | Discharged Cases | | Active cases |
|--------------|---------------|----------------|------------|------------------|------------|--------------|
| | | Last 24 HRS | Cumulative | Last 24 HRS | Cumulative | |
| 1. | Bishnupur | 3 | 77 | 0 | 9 | 68 |
| 2. | Chandel | 21 | 36 | 0 | 4 | 32 |
| 3. | Churachandpur | 8 | 102 | 0 | 44 | 58 |
| 4. | Imphal East | 1 | 33 | 0 | 16 | 17 |
| 5. | Imphal West | 0 | 65 | 0 | 34 | 31 |
| 6. | Jiribam | 0 | 2 | 0 | 2 | 0 |
| 7. | Kakching | 10 | 63 | 0 | 17 | 46 |
| 8. | Kamjong | 3 | 50 | 0 | 15 | 35 |
| 9. | Kangpokpi | 2 | 97 | 0 | 18 | 79 |
| 10. | Noney | 0 | 22 | 0 | 12 | 10 |
| 11. | Pherzawl | 0 | 32 | 0 | 3 | 29 |
| 12. | Senapati | 4 | 72 | 0 | 9 | 63 |
| 13. | Tamenglong | 4 | 105 | 0 | 18 | 87 |
| 14. | Tengnoupal | 0 | 14 | 0 | 13 | 1 |
| 15. | Thoubal | 1 | 40 | 0 | 22 | 18 |
| 16. | Ukhul | 0 | 88 | 0 | 14 | 74 |
| Total | | 57 | 898 | 0 | 250 | 648 |



(H. Shyamkishor Sharma)
State Microbiologist, IDSP
Manipur



(Antony H.)
State Data Manager, IDSP
Manipur



(Dr L. Tomcha Khuman)
State Surveillance Officer, IDSP
Manipur



IDSP-75/COVID/2020
STATUS UPDATE ON COVID-19

Imphal, the 25th June, 2020

6:30 PM – 6:30 PM [24 June - 25 June, 2020]

A. Screening of Truckers (Drivers & Handymen)/Other commuters at Entry Points:

| Sl. No. | Name of screening points | No of persons screened today | | Cumulative no of persons screened till date | No. of persons detected with symptoms (fever & cough/breathing difficulty) | Cumulative number of persons with Symptoms |
|--------------|--------------------------|------------------------------|------------|---|--|--|
| | | Truckers | Commuters | | | |
| 1. | Mao | 742 | 53 | 86,468 | 0 | 0 |
| 2. | Jiribam | 66 | 24 | 20,500 | 0 | 0 |
| 3. | Jiribam (Train) | 0 | 0 | 22,870 | 0 | 0 |
| 4. | Airport-Imphal | 0 | 192 | 1,17,430 | 0 | 0 |
| 5. | Other | 0 | 0 | 32,592 | 0 | 0 |
| Total | | 808 | 269 | 2,79,857 | 0 | 0 |

B. Dedicated screening of drivers & handyman (trucks/gas bullets/oil tankers) at destination/Imphal

| Sl. No. | Screening site | No. screened today | Cumulative | No. with symptoms for the day | Cumulative with symptoms |
|--------------|--|--------------------|---------------|-------------------------------|--------------------------|
| 1. | ISBT (trucks) | 330 | 36,196 | 0 | 3 |
| 2. | YAS Complex, Khuman Lampak (Oil tankers) | 65 | 4,231 | 0 | 2 |
| 3. | Sekmai Gas Plant (Gas bullets) | 54 | 1,732 | 0 | 3 |
| Total | | 449 | 42,159 | 0 | 8 |

C. Status of Persons under Quarantine:

| Type of Quarantine | Number of New persons kept under HQ/ GQ/CQ | Cumulative no. of persons under HQ/ GQ/CQ | Current no. of persons having completed HQ/ GQ/CQ | Cumulative no of persons having completed HQ/ GQ/CQ | No of persons currently under HQ/ GQ/CQ |
|--|--|---|---|---|---|
| | A | B | C | D | E (B - D) |
| Home Quarantine (Returnees from foreign countries) | 0 | 486 | 0 | 486 | 0 |
| Government Quarantine | 88 | 15,419 | 947 | 11,863 | 3,556 |
| Community Quarantine | 495 | 32,146 | 3,334 | 21,551 | 10,595 |
| Paid Quarantine | 57 | 1,482 | 52 | 1,032 | 450 |

D. COVID-19 Control Room:

| Total Calls attended today | Cumulative no. of calls attended |
|----------------------------|----------------------------------|
| 52 | 18,049 |

E. Laboratory test:

| Sl. No. | VRDL Laboratory | No. of test results received today | Cumulative no of test results received | No. of positive test results | Cumulative no. of positive test results |
|--------------|-----------------|------------------------------------|--|------------------------------|---|
| | | A | B | C | D |
| 1. | RIMS | 1,000 | 22,933 | 78 | 547 |
| 2. | JNIMS | 776 | 22,305 | 8 | 509 |
| 3. | NIV, Pune/GMCH | 0 | 15 | 0 | 0 |
| Total | | 1,776 | 45,253 | 86 | 1,056 |

[Signature]

[Signature]


[Signature]


F. Status of COVID-19 Positive Cases in COVID Care Facilities:


| Sl. No. | Name of isolation facility | No. of cases admitted today | Cumulative no. of cases admitted | Number of cases discharged today | Cumulative no. of cases discharged | No. of cases currently in Isolation Facility |
|--------------|--------------------------------|-----------------------------|----------------------------------|----------------------------------|------------------------------------|--|
| | A | B | C | D | E | F (C-E) |
| 1. | RIMS | 19 | 223 | 10 | 165 | 58 |
| 2. | JNIMS | 0 | 289 | 0 | 116 | 173 |
| 3. | DH Bishnupur | 3 | 36 | 0 | 32 | 4 |
| 4. | UNACCO | 2 | 373 | 16 | 41 | 332 |
| 5. | TK Woodland Resort | 0 | 21 | 0 | 0 | 21 |
| 6. | Quarantine Centers (Districts) | 0 | 114 | 0 | 0 | 114 |
| Total | | 24 | 1,056 | 26 | 354 | 702 |

G. District wise distribution of COVID-19 Positive cases:

| Sl. No. | District | Positive cases | | Discharged Cases | | Active cases |
|--------------|---------------|----------------|--------------|------------------|------------|--------------|
| | | Last 24 HRS | Cumulative | Last 24 HRS | Cumulative | |
| 1. | Bishnupur | 2 | 79 | 1 | 57 | 22 |
| 2. | Chandel | 0 | 38 | 0 | 4 | 34 |
| 3. | Churachandpur | 2 | 116 | 8 | 55 | 61 |
| 4. | Imphal East | 1 | 36 | 0 | 16 | 20 |
| 5. | Imphal West | 3 | 77 | 3 | 52 | 25 |
| 6. | Jiribam | 0 | 3 | 0 | 2 | 1 |
| 7. | Kakching | 4 | 73 | 0 | 25 | 48 |
| 8. | Kamjong | 2 | 57 | 0 | 17 | 40 |
| 9. | Kangpokpi | 1 | 102 | 0 | 18 | 84 |
| 10. | Noney | 0 | 23 | 3 | 17 | 6 |
| 11. | Pherzawl | 0 | 32 | 0 | 3 | 29 |
| 12. | Senapati | 2 | 90 | 1 | 10 | 80 |
| 13. | Tamenglong | 55 | 162 | 7 | 25 | 137 |
| 14. | Tengnoupal | 0 | 14 | 0 | 13 | 1 |
| 15. | Thoubal | 2 | 43 | 0 | 23 | 20 |
| 16. | Ukhrul | 12 | 111 | 3 | 17 | 94 |
| Total | | 86 | 1,056 | 26 | 354 | 702 |


 (H. Shyamkishor Sharma)
 State Microbiologist, IDSP
 Manipur


 (Antony H.)
 State Data Manager, IDSP
 Manipur


 (Dr L. Tomcha Khuman)
 State Surveillance Officer, IDSP
 Manipur



IDSP-75/COVID/2020
STATUS UPDATE ON COVID-19
Imphal, the 24th June, 2020
6:30 PM – 6:30 PM [23 June - 24 June, 2020]

A. Screening of Truckers (Drivers & Handymen)/Other commuters at Entry Points:

| Sl. No. | Name of screening points | No of persons screened today | | Cumulative no of persons screened till date | No. of persons detected with symptoms (fever & cough/breathing difficulty) | Cumulative number of persons with Symptoms |
|--------------|--------------------------|------------------------------|------------|---|--|--|
| | | Truckers | Commuters | | | |
| 1. | Mao | 589 | 54 | 85,670 | 0 | 0 |
| 2. | Jiribam | 91 | 18 | 20,410 | 0 | 0 |
| 3. | Jiribam (Train) | 0 | 0 | 22,870 | 0 | 0 |
| 4. | Airport-Imphal | 0 | 113 | 1,17,238 | 0 | 0 |
| 5. | Other | 0 | 0 | 32,592 | 0 | 0 |
| Total | | 680 | 185 | 2,78,780 | 0 | 0 |

B. Dedicated screening of drivers & handyman (trucks/gas bullets/oil tankers) at destination/Imphal

| Sl. No. | Screening site | No. screened today | Cumulative | No. with symptoms for the day | Cumulative with symptoms |
|--------------|--|--------------------|---------------|-------------------------------|--------------------------|
| 1. | ISBT (trucks) | 370 | 35,866 | 0 | 3 |
| 2. | YAS Complex, Khuman Lampak (Oil tankers) | 60 | 4,166 | 0 | 2 |
| 3. | Sekmai Gas Plant (Gas bullets) | 47 | 1,678 | 0 | 3 |
| Total | | 477 | 41,710 | 0 | 8 |

C. Status of Persons under Quarantine:

| Type of Quarantine | Number of New persons kept under HQ/ GQ/CQ | Cumulative no. of persons under HQ/ GQ/CQ | Current no. of persons having completed HQ/ GQ/CQ | Cumulative no of persons having completed HQ/ GQ/CQ | No of persons currently under HQ/ GQ/CQ |
|--|--|---|---|---|---|
| | A | B | C | D | E (B – D) |
| Home Quarantine (Returnees from foreign countries) | 0 | 486 | | 486 | 0 |
| Government Quarantine | 24 | 15,331 | 43 | 10,916 | 4,415 |
| Community Quarantine | 317 | 31,651 | 644 | 18,217 | 13,434 |
| Paid Quarantine | 19 | 1,425 | 78 | 980 | 445 |

D. COVID-19 Control Room:

| Total Calls attended today | Cumulative no. of calls attended |
|----------------------------|----------------------------------|
| 59 | 17,997 |

E. Laboratory test:

| Sl. No. | VRDL Laboratory | No. of test results received today | Cumulative no of test results received | No. of positive test results | Cumulative no. of positive test results |
|--------------|-----------------|------------------------------------|--|------------------------------|---|
| | | A | B | C | D |
| 1. | RIMS | 509 | 21,933 | 29 | 469 |
| 2. | JNIMS | 2139 | 21,529 | 20 | 501 |
| 3. | NIV, Pune/GMCH | 0 | 15 | 0 | 0 |
| Total | | 2,648 | 43,477 | 49 | 970 |

[Signature]

Anthony H.

[Signature]

F. Status of COVID-19 Positive Cases in COVID Care Facilities:

| Sl. No. | Name of isolation facility | No. of cases admitted today | Cumulative no. of cases admitted | Number of cases discharged today | Cumulative no. of cases discharged | No. of cases currently in Isolation Facility |
|--------------|--------------------------------|-----------------------------|----------------------------------|----------------------------------|------------------------------------|--|
| | A | B | C | D | E | F (C-E) |
| 1. | RIMS | 14 | 204 | 11 | 155 | 49 |
| 2. | JNIMS | 0 | 289 | 10 | 116 | 173 |
| 3. | DH Bishnupur | 0 | 33 | 32 | 32 | 1 |
| 4. | UNACCO | 13 | 371 | 17 | 25 | 346 |
| 5. | TK Woodland Resort | 29 | 29 | 0 | 0 | 29 |
| 6. | Quarantine Centers (Districts) | 0 | 44 | 0 | 0 | 44 |
| Total | | 56 | 970 | 70 | 328 | 642 |

G. District wise distribution of COVID-19 Positive cases:

| Sl. No. | District | Positive cases | | Discharged Cases | | Active cases |
|--------------|---------------|----------------|------------|------------------|------------|--------------|
| | | Last 24 HRS | Cumulative | Last 24 HRS | Cumulative | |
| 1. | Bishnupur | 0 | 77 | 47 | 56 | 21 |
| 2. | Chandel | 0 | 38 | 0 | 4 | 34 |
| 3. | Churachandpur | 11 | 114 | 3 | 47 | 67 |
| 4. | Imphal East | 2 | 35 | 0 | 16 | 19 |
| 5. | Imphal West | 3 | 74 | 10 | 49 | 25 |
| 6. | Jiribam | 1 | 3 | 0 | 2 | 1 |
| 7. | Kakching | 5 | 69 | 7 | 25 | 44 |
| 8. | Kamjong | 5 | 55 | 2 | 17 | 38 |
| 9. | Kangpokpi | 2 | 101 | 0 | 18 | 83 |
| 10. | Noney | 1 | 23 | 0 | 14 | 9 |
| 11. | Pherzawl | 0 | 32 | 0 | 3 | 29 |
| 12. | Senapati | 5 | 88 | 0 | 9 | 79 |
| 13. | Tamenglong | 2 | 107 | 0 | 18 | 89 |
| 14. | Tengnoupal | 0 | 14 | 0 | 13 | 1 |
| 15. | Thoubal | 1 | 41 | 1 | 23 | 18 |
| 16. | Ukhrul | 11 | 99 | 0 | 14 | 85 |
| Total | | 49 | 970 | 70 | 328 | 642 |



(H. Shyamkishor Sharma)
State Microbiologist, IDSP
Manipur



(Antony H.)
State Data Manager, IDSP
Manipur



(Dr L. Tomcha Khuman)
State Surveillance Officer, IDSP
Manipur



IDSP-75/COVID/2020
STATUS UPDATE ON COVID-19

Imphal, the 23rd June, 2020
6:30 PM – 6:30 PM [22 June - 23 June, 2020]

A. Screening of Truckers (Drivers & Handymen)/Other commuters at Entry Points:

| Sl. No. | Name of screening points | No of persons screened today | | Cumulative no of persons screened till date | No. of persons detected with symptoms (fever & cough/breathing difficulty) | Cumulative number of persons with Symptoms |
|--------------|--------------------------|------------------------------|------------|---|--|--|
| | | Truckers | Commuters | | | |
| 1. | Mao | 626 | 92 | 85,027 | 0 | 0 |
| 2. | Jiribam | 183 | 28 | 20,301 | 0 | 0 |
| 3. | Jiribam (Train) | 0 | 0 | 22,870 | 0 | 0 |
| 4. | Airport-Imphal | 0 | 218 | 1,17,125 | 0 | 0 |
| 5. | Other | 0 | 0 | 32,592 | 0 | 0 |
| Total | | 809 | 338 | 2,77,915 | 0 | 0 |

B. Dedicated screening of drivers & handyman (trucks/gas bullets/oil tankers) at destination/Imphal

| Sl. No. | Screening site | No. screened today | Cumulative | No. with symptoms for the day | Cumulative with symptoms |
|--------------|--|--------------------|---------------|-------------------------------|--------------------------|
| 1. | ISBT (trucks) | 264 | 35,496 | 0 | 3 |
| 2. | YAS Complex, Khuman Lampak (Oil tankers) | 67 | 4,106 | 0 | 2 |
| 3. | Sekmai Gas Plant (Gas bullets) | 37 | 1,631 | 0 | 3 |
| Total | | 368 | 41,233 | 0 | 8 |

C. Status of Persons under Quarantine:

| Type of Quarantine | Number of New persons kept under HQ/ GQ/CQ | Cumulative no. of persons under HQ/ GQ/CQ | Current no. of persons having completed HQ/ GQ/CQ | Cumulative no of persons having completed HQ/ GQ/CQ | No of persons currently under HQ/ GQ/CQ |
|--|--|---|---|---|---|
| | A | B | C | D | E (B – D) |
| Home Quarantine (Returnees from foreign countries) | 0 | 486 | | 486 | 0 |
| Government Quarantine | 188 | 15,307 | 770 | 10,873 | 4,434 |
| Community Quarantine | 545 | 31,334 | 760 | 17,573 | 13,761 |
| Paid Quarantine | 31 | 1,406 | 44 | 902 | 504 |

D. COVID-19 Control Room:

| Total Calls attended today | Cumulative no. of calls attended |
|----------------------------|----------------------------------|
| 70 | 17,938 |

E. Laboratory test:

| Sl. No. | VRDL Laboratory | No. of test results received today | Cumulative no of test results received | No. of positive test results | Cumulative no. of positive test results |
|--------------|-----------------|------------------------------------|--|------------------------------|---|
| | | A | B | C | D |
| 1. | RIMS | 1070 | 21,424 | 7 | 440 |
| 2. | JNIMS | 1473 | 19,390 | 16 | 481 |
| 3. | NIV, Pune/GMCH | 0 | 15 | 0 | 0 |
| Total | | 2,543 | 40,829 | 23 | 921 |

[Signature]

[Signature]

[Signature]

F. Status of COVID-19 Positive Cases in COVID Care Facilities:


| Sl. No. | Name of isolation facility | No. of cases admitted today | Cumulative no. of cases admitted | Number of cases discharged today | Cumulative no. of cases discharged | No. of cases currently in Isolation Facility |
|--------------|--------------------------------|-----------------------------|----------------------------------|----------------------------------|------------------------------------|--|
| | A | B | C | D | E | F (C-E) |
| 1. | RIMS | 16 | 190 | 0 | 144 | 46 |
| 2. | JNIMS | 0 | 289 | 0 | 106 | 183 |
| 3. | DH Bishnupur | 0 | 33 | 0 | 0 | 33 |
| 4. | UNACCO | 26 | 358 | 8 | 8 | 350 |
| 5. | Quarantine Centers (Districts) | 0 | 51 | 0 | 0 | 51 |
| Total | | 42 | 921 | 8 | 258 | 663 |

G. District wise distribution of COVID-19 Positive cases:

| Sl. No. | District | Positive cases | | Discharged Cases | | Active cases |
|--------------|---------------|----------------|------------|------------------|------------|--------------|
| | | Last 24 HRS | Cumulative | Last 24 HRS | Cumulative | |
| 1. | Bishnupur | 0 | 77 | 0 | 9 | 68 |
| 2. | Chandel | 2 | 38 | 0 | 4 | 34 |
| 3. | Churachandpur | 1 | 103 | 0 | 44 | 59 |
| 4. | Imphal East | 0 | 33 | 0 | 16 | 17 |
| 5. | Imphal West | 6 | 71 | 5 | 39 | 32 |
| 6. | Jiribam | 0 | 2 | 0 | 2 | 0 |
| 7. | Kakching | 1 | 64 | 1 | 18 | 46 |
| 8. | Kamjong | 0 | 50 | 0 | 15 | 35 |
| 9. | Kangpokpi | 2 | 99 | 0 | 18 | 81 |
| 10. | Noney | 0 | 22 | 2 | 14 | 8 |
| 11. | Pherzawl | 0 | 32 | 0 | 3 | 29 |
| 12. | Senapati | 11 | 83 | 0 | 9 | 74 |
| 13. | Tamenglong | 0 | 105 | 0 | 18 | 87 |
| 14. | Tengnoupal | 0 | 14 | 0 | 13 | 1 |
| 15. | Thoubal | 0 | 40 | 0 | 22 | 18 |
| 16. | Ukhrul | 0 | 88 | 0 | 14 | 74 |
| Total | | 23 | 921 | 8 | 258 | 663 |



(H. Shyamkishor Sharma)
State Microbiologist, IDSP
Manipur



(Antony H.)
State Data Manager, IDSP
Manipur



(Dr L. Tomcha Khuman)
State Surveillance Officer, IDSP
Manipur